














Rank	Competitor	Age	Club	RT	PTS	Result
1	 Quinn Pike	S19 16	 Hamilton Aqua...	0.75	857	<b>1:03.68</b> S19 NZR Entry: 1:04.65 <b>-0.97</b>
	50m: 30.61 100m: 1:03.68 (33.07)					
2	 Chloe Gladwin	S19 18		0.69	755	<b>1:06.44</b> Entry: 1:08.44 <b>-2.00</b>
	50m: 31.26 100m: 1:06.44 (35.18)					
3	 Emily Mullany	S19 15		0.77	549	<b>1:13.87</b> Entry: 1:14.84 <b>-0.97</b>
	50m: 34.74 100m: 1:13.87 (39.13)					
4	 Londyn Dillinge	S9 14			423	<b>1:18.39</b> Entry: 1:19.20 <b>-0.81</b>
	50m: 37.56 100m: 1:18.39 (40.83)					
5	 Summer Vincer	S14 17		0.88	391	<b>1:17.37</b> Entry: 1:18.26 <b>-0.89</b>
	50m: 36.98 100m: 1:17.37 (40.39)					
6	 Sophie Newlove	S19 13		0.52	358	<b>1:25.17</b> Entry: 1:27.21 <b>-2.04</b>
	50m: 39.04 100m: 1:25.17 (46.13)					
7	 Ruby Stace	S13 13		0.87	302	<b>1:25.40</b> Entry: 1:30.17 <b>-4.77</b>
	50m: 40.69 100m: 1:25.40 (44.71)					
8	 Melanie-Rose M	S19 14		0.79	281	<b>1:32.31</b> Entry: 1:32.46 <b>-0.15</b>
	50m: 43.79 100m: 1:32.31 (48.52)					